
 Circle.

1.



ch

sh


2.



tch

th

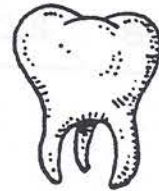
3.



th

ch


4.



sh

th

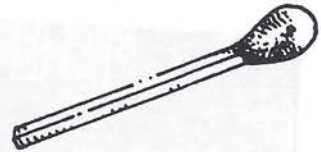
5.



ch

sh

6.



sh

tch


7.



tch

sh

8.



th

sh



Directions: Circle the letters that stand for the ending sound.



Home Activity: Have your child make a list of words that end with *ch*, *tch*, *sh*, and *th*.